



St. Christopher's College of Education

No. 63, E.V.K. Sampath Road, Vepery, Chennai-7

Stakeholder feedback analysis report

2021-2022

P. Nithi Devakanyam

Principal

ST. CHRISTOPHER'S COLLEGE OF EDUCATION
VEPERY, CHENNAI - 600 007.



ST. CHRISTOPHER'S COLLEGE OF EDUCATION

STUDENTS' FEEDBACK 2020-2022 :B.ED, SEMESTER IV

Subject Name	Staff Name	Course Content	Teaching
Challenges	JF	1.59	1.48
	NGJ	1.60	1.45
Psychology	MSC	2.52	2.57
	LM	2.09	2.10
Inclusive Education	SS	1.83	1.85
	ER	2.02	1.91

AVERAGE	1.941666667	1.8375
---------	-------------	--------

Subject Name	Staff Name	Course Content	Teaching
English	NGJ	1.53	1.64
Tamil	RJL	2	1.75
Mathematics	PP	1.62	1.41
Physical Science	LS	2.05	1.99
Biological Science	SS	1.81	1.76
Computer Science	MH	1.80	1.37
History	EJ	2.1	1.90
Commerce	NN	1.5	1.5


AVERAGE	1.80125	1.665
---------	---------	-------

Subject Name	Staff Name	Course Content	Teaching
Library Education	JS	1.94	1.89
Women's Studies	JJ	1.78	1.7
Creative Writing	LM	2.34	2.29

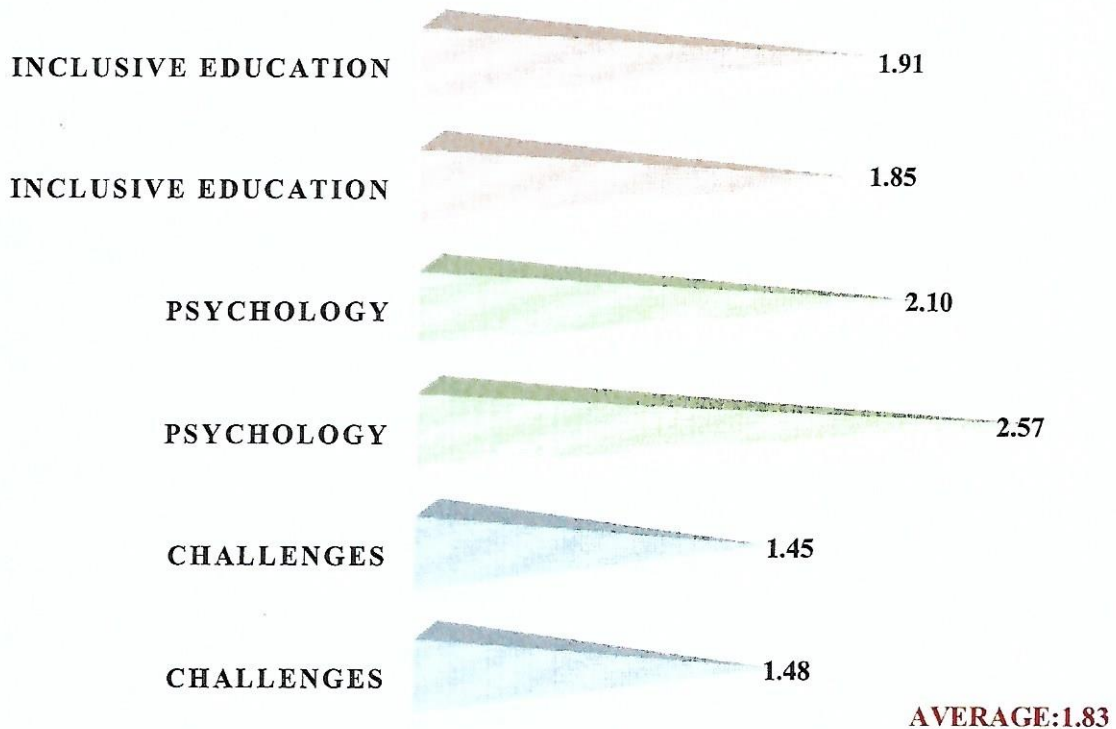
AVERAGE	2.02	1.96
---------	------	------



**ST. CHRISTOPHER'S COLLEGE OF EDUCATION
STUDENTS' FEEDBACK 2020-2022 SEMESTER IV
CORE COURSES - COURSE CONTENT**



**ST. CHRISTOPHER'S COLLEGE OF EDUCATION
STUDENTS' FEEDBACK 2020-2022 SEMESTER IV
CORE COURSES - TEACHING**






**ST. CHRISTOPHER'S COLLEGE OF EDUCATION
STUDENTS' FEEDBACK 2020-2022 SEMESTER IV
SPECIAL COURSES - COURSE CONTENT**




**ST. CHRISTOPHER'S COLLEGE OF EDUCATION
STUDENTS' FEEDBACK 2020-2022 SEMESTER IV
SPECIAL COURSES - TEACHING**






**ST. CHRISTOPHER'S COLLEGE OF EDUCATION
STUDENTS' FEEDBACK 2020-2022 SEMESTER IV
ELECTIVE COURSES - COURSE CONTENT**



AVERAGE: 2.02



**ST. CHRISTOPHER'S COLLEGE OF EDUCATION
STUDENTS' FEEDBACK 2020-2022 SEMESTER IV
ELECTIVE COURSES - TEACHING**



AVERAGE: 1.96

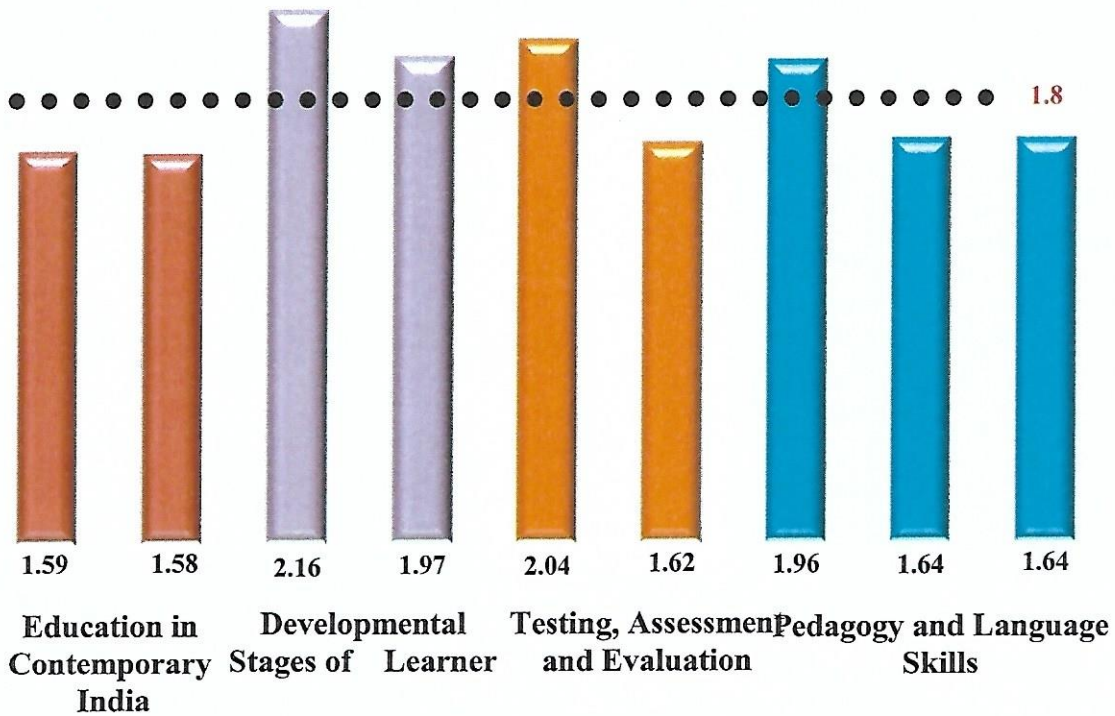
ST.CHRISTOPHER'S COLLEGE OF EDUCATION

STUDENTS' FEEDBACK 2021-2023 : B.ED, SEMESTER I

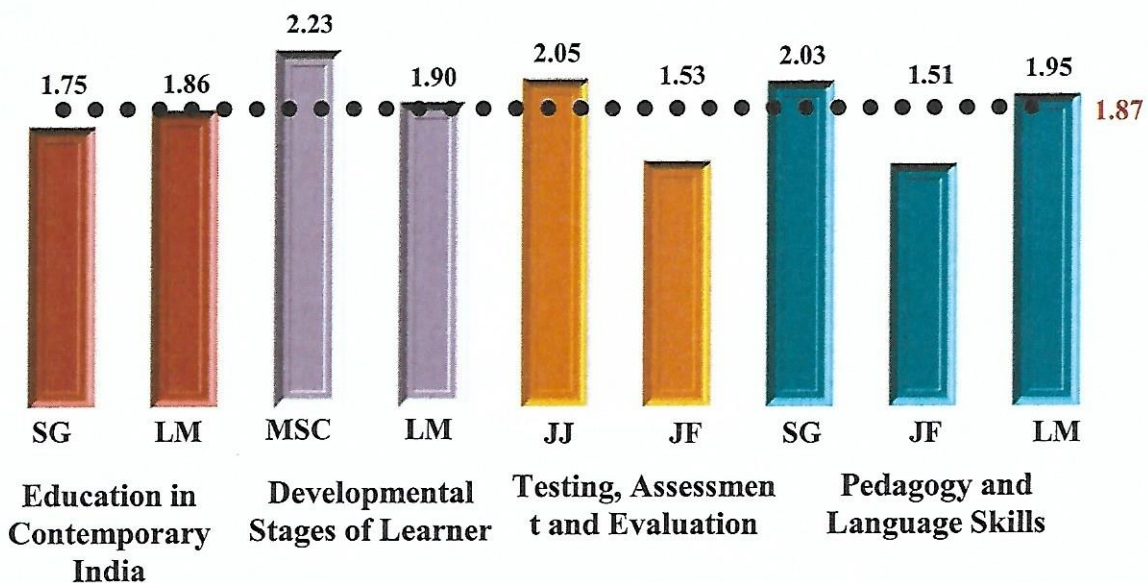
		COURSE CONTENT	TEACHING	ONLINE
EDUCATION IN CONTEMPORARY INDIA	SG	1.59	1.75	1.46
	LM	1.58	1.86	1.65
DEVELOPMENTAL STAGES OF LEARNER	MSC	2.16	2.23	1.91
	LM	1.97	1.90	1.80
TESTING, ASSESSMENT AND EVALUATION	JJ	2.04	2.05	1.99
	JF	1.62	1.53	1.48
PEDAGOGY AND LANGUAGE SKILLS	SG	1.96	2.03	1.85
	JF	1.64	1.51	1.37
	LM	1.64	1.95	1.82
AVERAGE		1.8	1.87	1.70
OPTIONAL	RJL	2.1	1.81	1.83
	NGJ	1.71	1.66	1.48
	PP	2.11	2.13	1.98
	LS	1.97	1.98	1.64
	SS	1.91	2.05	2.16
	MH	2	2.17	2.07
	EJ	2.43	2.48	2.27
	NN	1.86	1.69	1.52
AVERAGE		2.0	1.996	1.869



ST. CHRISTOPHER'S COLLEGE OF EDUCATION STUDENTS' FEEDBACK 2021-2023 SEMESTER I CORE COURSES - COURSE CONTENT

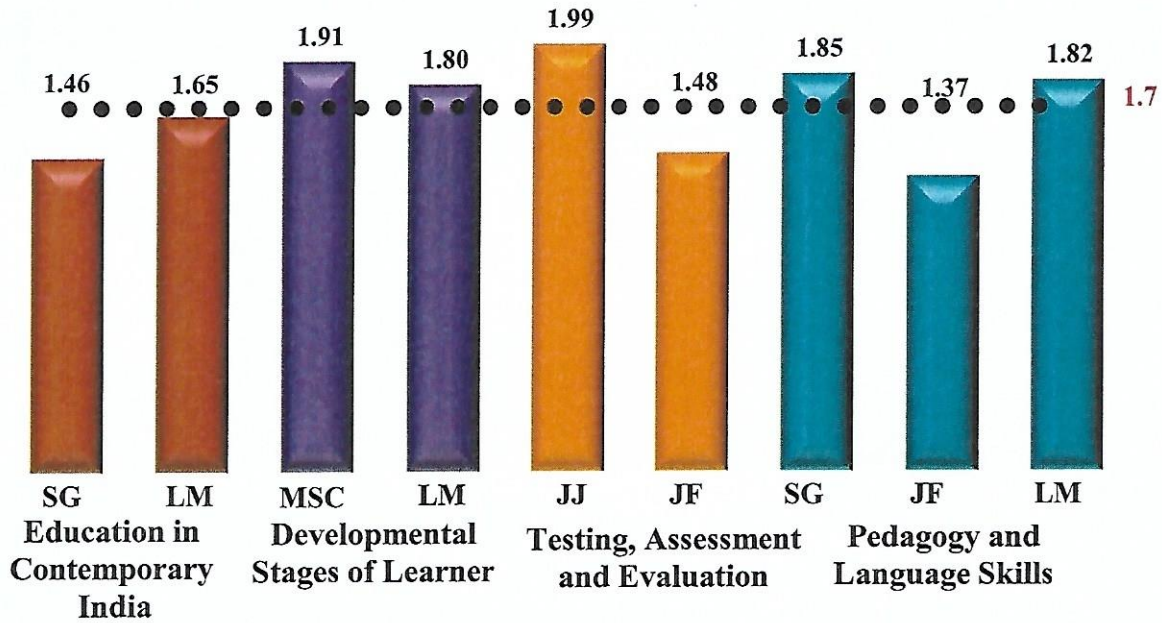


ST. CHRISTOPHER'S COLLEGE OF EDUCATION STUDENTS' FEEDBACK 2021-2023 SEMESTER I CORE COURSES - TEACHING



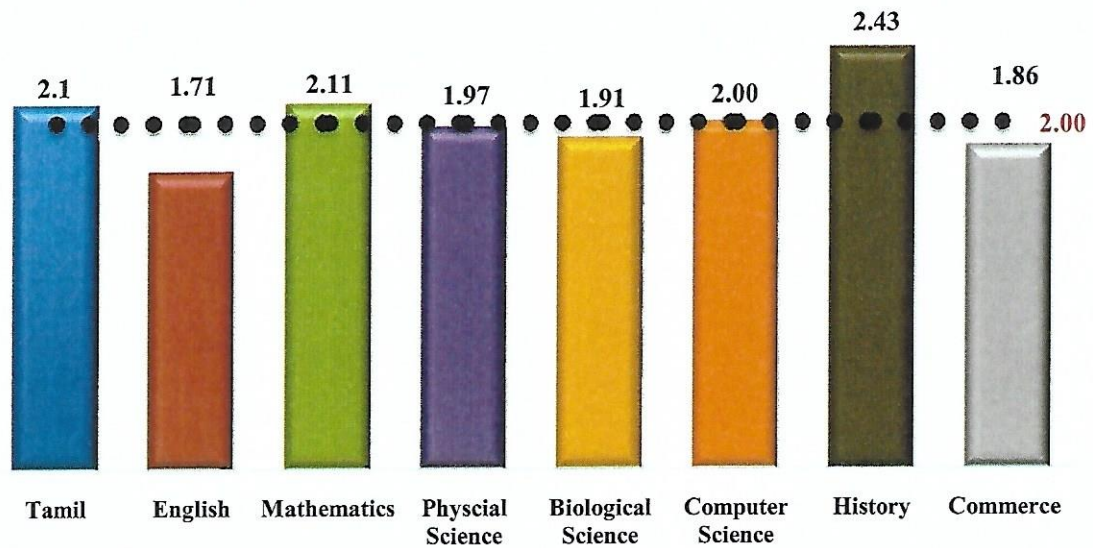


ST. CHRISTOPHER'S COLLEGE OF EDUCATION STUDENTS' FEEDBACK 2021-2023 SEMESTER I CORE COURSES - ONLINE TEACHING

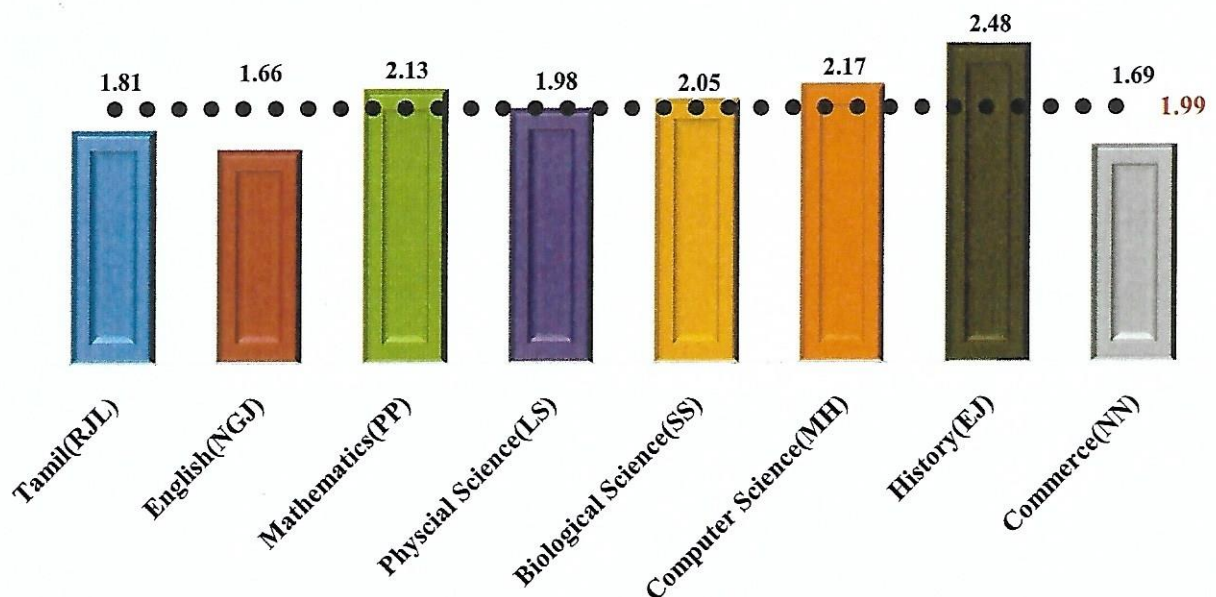




St.Christopher's College of Education Students' Feedback 2021-2023 Semester I Special Courses - Course Content

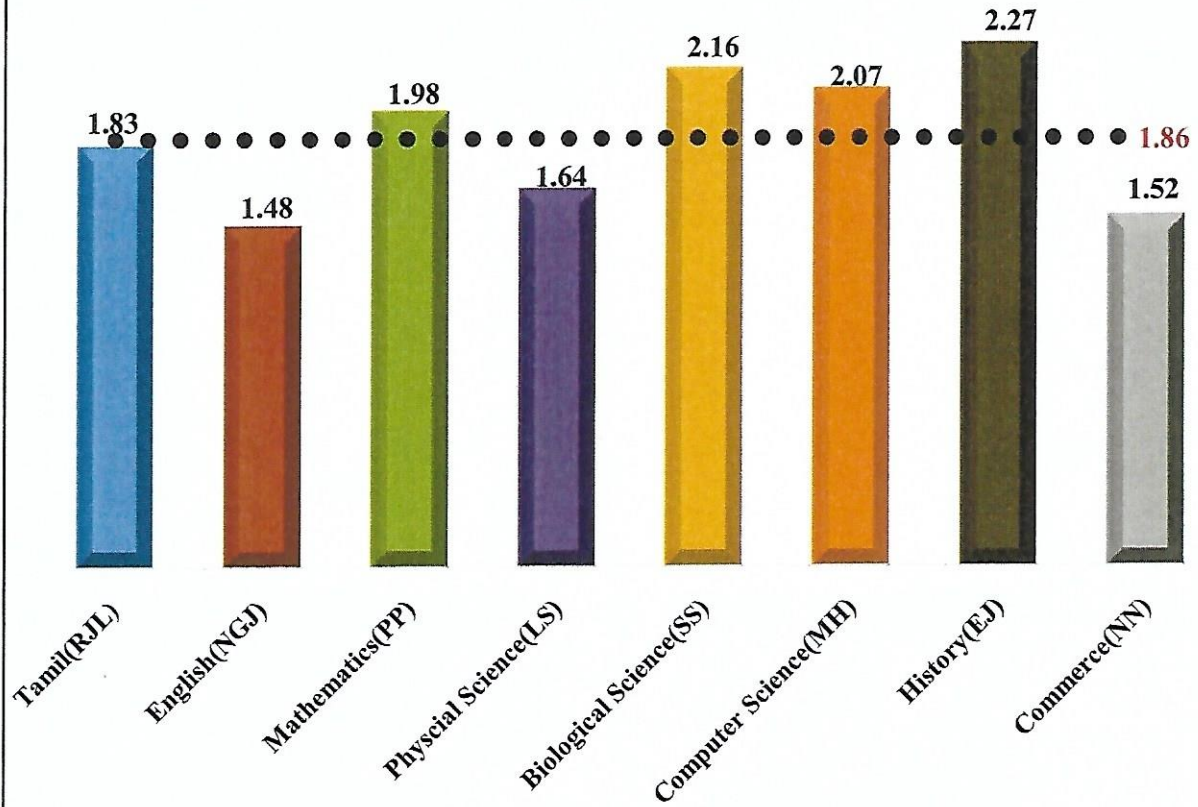


ST.CHRISTOPHER'S COLLEGE OF EDUCATION STUDENTS' FEEDBACK 2021-2023 SEMESTER I SPECIAL COURSES - TEACHING





**ST. CHRISTOPHER'S COLLEGE OF EDUCATION
STUDENTS' FEEDBACK 2021-2023 SEMESTER I
SPECIAL COURSES - ONLINE TEACHING**





ST.CHRISTOPHER'S COLLEGE OF EDUCATION

STUDENTS' FEEDBACK 2021-2023 :B.ED, SEMESTER II

Subject Name	Staff Name	Course Content	Teaching
Foundation	MH	1.25	1.1
	LM	1.72	1.83
Psychology	MSC	2.34	2.37
	ER	1.60	1.51
Evaluation	JJ	2.06	2.17
	JF	1.44	1.37
EVS	LS	1.60	1.59
	ER	1.58	1.52


AVERAGE	1.69875	1.6825
---------	---------	--------

Subject Name	Staff Name	Course Content	Teaching
English	NGJ	1.82	1.95
Tamil	RJL	1.75	1.66
Mathematics	PP	2.08	2.01
Physical Science	LS	1.70	1.72
Biological Science	SS	1.87	1.88
Computer Science	MH	2.12	2.17
History	EJ	2.42	2.55
Commerce	NN	1.4	1.38

AVERAGE	1.895	1.915
---------	-------	-------




ST. CHRISTOPHER'S COLLEGE OF EDUCATION STUDENTS' FEEDBACK 2021-2023 SEMESTER II CORE COURSES - COURSE CONTENT



AVERAGE: 1.69



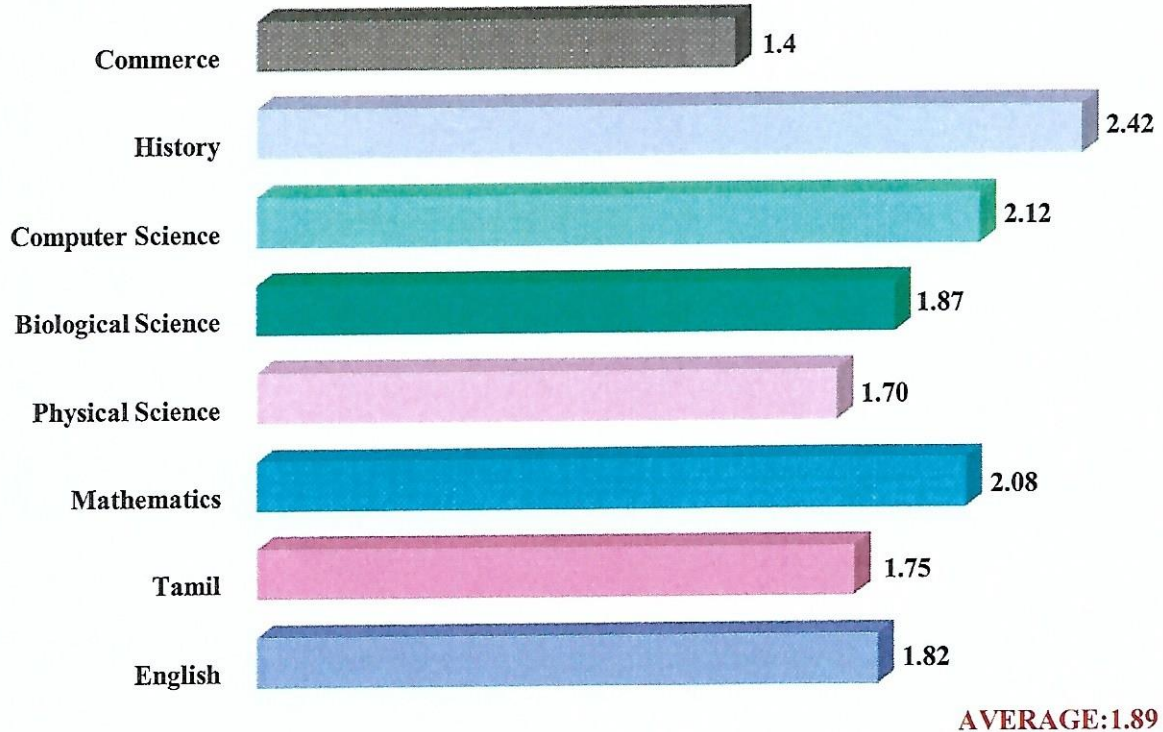
ST. CHRISTOPHER'S COLLEGE OF EDUCATION STUDENTS' FEEDBACK 2021-2023 SEMESTER II CORE COURSES - TEACHING



AVERAGE: 1.68



**ST.CHRISTOPHER'S COLLEGE OF EDUCATION
STUDENTS' FEEDBACK 2021-2023 SEMESTER II
SPECIAL COURSES - COURSE CONTENT**



**ST.CHRISTOPHER'S COLLEGE OF EDUCATION
STUDENTS' FEEDBACK 2021-2023 SEMESTER II
SPECIAL COURSES - TEACHING**

